



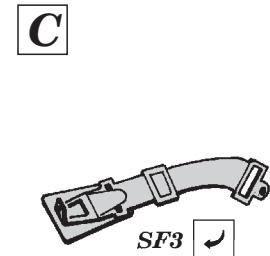
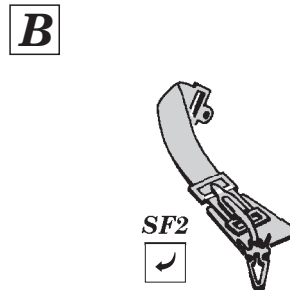
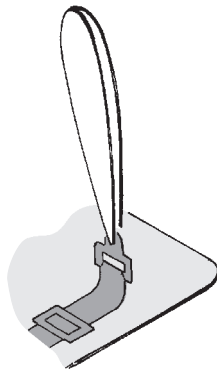
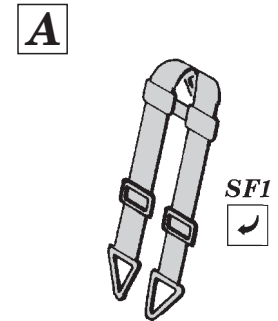
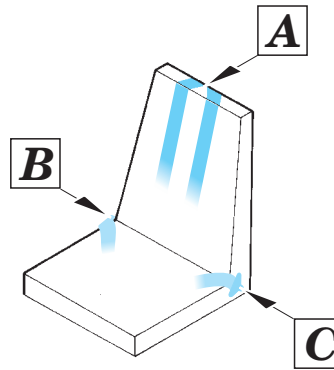
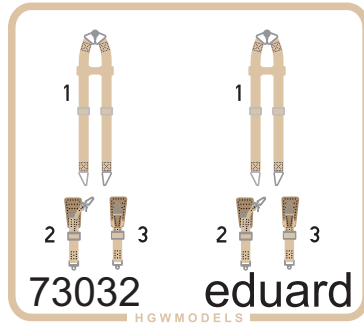
Seatbelts Luftwaffe WWII bombers SUPERFABRIC

eduard

73 032

1/72 scale detail set • sada detailů pro model 1/72

SF - Super Fabric Seatbelts



- 1. Remove SF part from the supporting paper using point tweezer.**
- 2. Put the SF part to its place.**
- 3. Fix the part using white glue.**

Note: Do not use CA glue !!!